


**CALIMA R LED2X5450 G149 T840 MPRZ LT92 • 1105499**


Product:	Calima R LED2x5450 G149 T840 MPRZ LT92
Order code:	1105499
Family:	Calima R LED
Product group:	Recessed luminaires

**GENERAL DATA**

<b>Description:</b>	Recessed mounted LED luminaire Light distribution type: direct Optical system: translucent micro-prismatic PMMA diffuser Housing: steel Colour: white (RAL9003)
<b>Installation:</b>	In modular suspended ceilings (600), in ceilings with cut-out openings (mounting frame to be ordered separately). Push-in terminal, 3x2x2.5mm2
<b>Environment</b>	Indoor
<b>Application</b>	office, education, corridor, retail, public place

**ELECTRICAL DATA**

<b>Mains voltage:</b>	220-240V, 0/50/60Hz	<b>System power*, W:</b>	65.1
<b>Power factor:</b>	>0,95	<b>Control gear:</b>	ECG on/off
<b>Integrated sensor:</b>	None	<b>Surge protection (L to N), kV:</b>	1
<b>Surge protection (L/N to PE), kV:</b>	2	<b>Inrush current (Imax/time):</b>	33A/ 162µs
<b>Connection:</b>	Push-in terminal, 3x2x2.5mm2		

**LIGHTING DATA**

<b>Light source and cap, W:</b>	LED	<b>Light source included:</b>	yes
<b>Luminaire output*, lm(ta+25°C):</b>	10859	<b>System efficacy, lm/W:</b>	167
<b>CRI (Ra):</b>	80+	<b>CCT, K:</b>	4000
<b>SDCM:</b>	3	<b>Light Distribution:</b>	Wide-wide beam (C0-C180 plane 76 ...125 , C90-C270 plane 76 ...125 )
<b>Distribution Type:</b>	Direct	<b>Beam angle, °:</b>	85x95
<b>LED lifetime, h:</b>	100000/L80B10	<b>Ripple current (≤120 Hz), %:</b>	≤1


**TECHNICAL DATA**

<b>Net weight, kg:</b>	6.2	<b>Quantity in package, pcs:</b>	1
<b>Packaging volume, m3/pcs:</b>	0.0351	<b>Pallet quantity, pcs:</b>	20
<b>Dimensions, mm:</b>	1195x595x47		

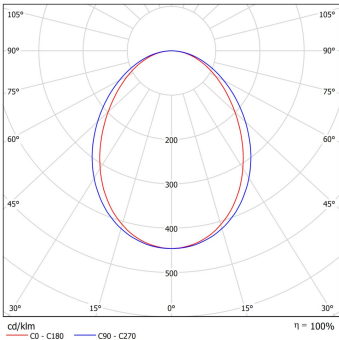
**STANDARDS**

<b>Operating temperature range, °C:</b>	ta 0...+35	<b>Protection class IEC:</b>	I
<b>Ingress protection code:</b>	IP44/20	<b>Mechanical impact resistance:</b>	IK05
<b>EEC:</b>	B	<b>Certificates:</b>	CE, RoHS
<b>Warranty:</b>	3 years (5 years – see warranty)		

Technical drawing (.jpg)



Light distribution curve (.jpg)



**Note:** Tolerance range for optical and electrical data:  $\pm 10\%$ . Values apply to an ambient temperature of 25 C. NORTHCLIFFE LIGHTING is constantly developing and improving its products. The right is reserved to change any product specifications without prior notification. Photos are for illustrational purposes only. The exact appearance of the product may vary depending on the monitor settings, options selected and other factors.