

SKY A LED

Industrial LED High-Bay Luminaire

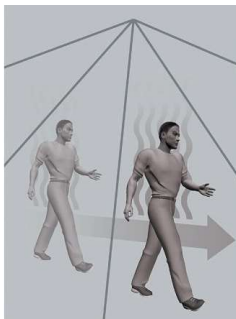


SKY A LED3X5050 C137 T840 MID SPORT

Type:	An industrial LED High-Bay Luminaire for high mounting applications in open areas and between shelves.
Specification:	Reflector: mirror aluminium with narrow (NAR), middle (MID) or wide (WID) beam pattern. Diffuser: clear polycarbonate. White protective grid (SPORT) available on request. Three versions available: without sensor, with PIR sensor or with PIR&DAYLIGHT sensor. White painted steel body. Luminaire is plastic-wrapped and packed individually.
Installation:	Surface mounted luminaire is designed to be fixed to ceiling of any type or suspended.
Application:	Indoor. For use in warehouse, production facilities, sports, athletics and recreational halls and logistics centers with ceiling heights of 4 meters and higher.



Surface mounted **SHBPIR** Occupancy Sensor is designed simply to automatically turn lights ON or OFF. The sensor utilizes Passive Infrared Technology (PIR) combined with lenses to determine when an area is occupied. This is determined when a heat source is detected and moves from one facet in the lens to another. The sensor recognizes this as a motion and provides power to the light fixture. Simultaneously a timer is started and restarts with each motion, once expired, the lights will turn OFF. The **SHBPIR** sensor maximizes energy savings, incorporating false detection algorithms to eliminate false ONs by nuisance tripping or background environmental conditions. The sensor also optimizes energy savings and safety concerns during power loss scenarios by assuming a return to last known state of operation.



PASSIVE INFRARED (PIR)



MICROWAVE (MW)

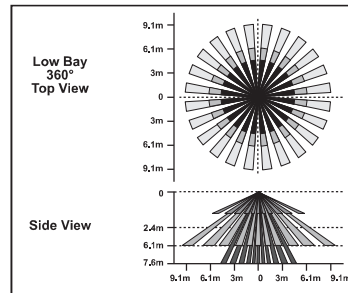
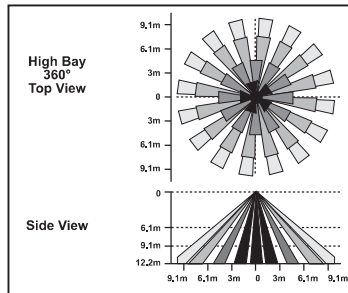
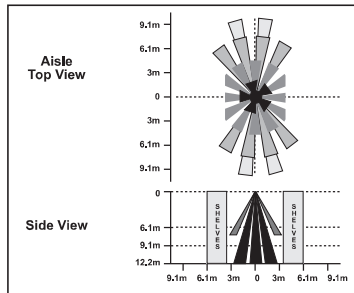
DEFINITIONS:

- **Passive Infrared (PIR):** A line of sight beam that reacts to heated motion across a field of view. It is a type of sensor technology, where no energy is emitted from the sensor.
- **Microwave (MW):** It is a type of sensor technology, which sends out microwave pulses (active) and measures the reflection of a moving object. Similar to a police radar gun.



Fixture mounted **HBPIR** and **HBPIR&LIGHT** sensors provide fast installation and immediate energy savings by automatically activating lighting only during periods of occupancy. Reliable passive infrared (PIR) technology detects occupancy, and the variable time delay – up to 30 minutes – is user accessible without power, tools or disassembly, and allows the ideal setting based on application needs. Included with the sensor are lenses for high-bay, low-bay and aisle mounting, allowing one unit to cover a variety of applications. The innovative Autocal feature performs an automatic daylight level calibration. Once calibrated, the sensor requires no further adjustment and immediately enters daylight harvesting mode, actively switching the connected fixture load ON and OFF in response to occupancy and available natural light maximizing energy savings through efficient light harvesting.

FIELD OF VIEW



Fast and Simple Setting: The HBPIR does not require power to set the time delay saving valuable time during installation.

– Load = 30s – 30m

Fast and Simple Testing: The HBPIR will “instant on” within 5 seconds. Upon initial power, relay is closed enabling labor savings testing in seconds.

Power Interruption State: For energy savings and safety, if power is lost to device, device will return to last known state.

Range and Coverage:

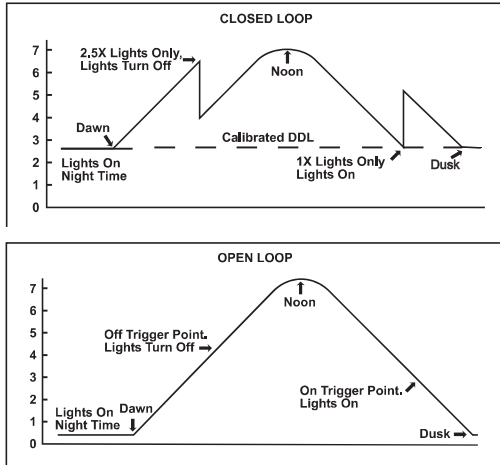
The 360° *high-bay PIR lens* provides a 2:1 spacing to mounting height coverage under 7,6 meters mounting and a 1.5:1 for heights up to 12,2 meters mounting.

The 360° *low-bay lens* provides 2:1 spacing to mounting height coverage for 2,4 to 6,1 meters mounting.

The *aisle lens* is designed to provide detection of 18,2 meters long by 6 meters wide for heights up to 12,2 meters mounting.

LED: Super bright green LED indicates occupancy detection and can be seen at 12,2 meters.

False Detection Protection: Energy saving technology is designed into the HBPIR to assure your lights are ON only when needed.



HBPIR&LIGHT SENSOR

Rotating Light Sensor: Optimal for the best performance in locating light measurements (up, down and side lighting).

Auto Calibration: Set to auto-calibration, light sensor measures lowest light level of facility with all lights ON for 24 hours to determine the Daylighting Set Point.

Manual Calibration: Optimize energy savings and operation by manually configuring the Daylighting Set Point.

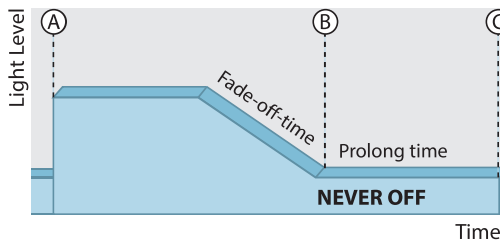
Performance Daylighting: Enhanced design algorithms to assure lights will not cycle during cloud cover, or varying light levels. (No more daylight = load turn OFF in +/- 5 minutes, Daylight returns = load will turn ON in +/- 1 minute).

COR OPTION

Automatic switching is based on presence/motion with the time delay set on site to suit the customers requirements, where no presence is detected the light level will fade from 100% down to 10% saving up to 60% of the energy usage.

The **COR** function does not abruptly switch off the lighting but dims it to a 10% level. Depending on the profile selected the device remains at this light level ("never off" profile) or switches off completely after the appropriate delay ("Switch off" profile).

This arrangement provides efficient energy savings in 24-hour applications where light is needed round the clock for safety reasons, for example in stairwells and corridors in public buildings, and in large apartment complexes, car parks, pedestrian underpasses, warehouses and underground railway stations.

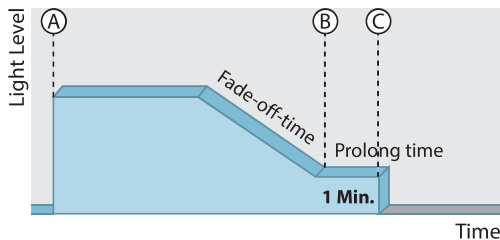


COR option

Standard profile "Never OFF" (A...100 %, B...10 %, Fade time 32 s, never OFF).

If presence/motion is not detected, from this time onwards the ballast dims until the absence light value is reached.

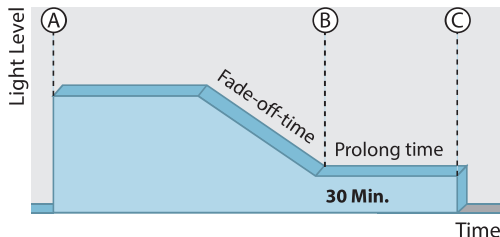
This corresponds to the default parameters.



COR1min option

Profile 2 "Switch off" (A...100 %, B...10 %, Fade time 32 s, switch off after 1 minute).

If presence/motion is not detected, from this time onwards the ballast dims until the absence light value is reached and if presence is not detected in the next minute the ballast switches off completely.



COR30min option

Profile 3 "Switch off" (A...100 %, B...10 %, Fade time 32 s, switch off after 30 minutes).

If presence/motion is not detected, from this time onwards the ballast dims until the absence light value is reached and if presence is not detected in the next 30 minutes the ballast switches off completely.

Name	Overall dimensions (LxWxH), mm	Lifetime	Luminaire output*, lm Ta=25°C	System power*, W	CRI (Ra)	CCT, K	Weight, kg
Sky A LED2x5200 E096 T840 MID	1400x236x60	50000	10399	83	80+	4000	7,00
Sky A LED3x5200 E137 T840 MID	1400x293x60	50000	15598	124	80+	4000	8,50
Sky A LED4x5200 E097 T840 MID	1400x350x60	50000	20798	166	80+	4000	9,00
Sky A LED6x5200 E768 T840 MID	1400x600x60	50000	31197	249	80+	4000	14,50
Sky A LED8x5200 E769 T840 MID	1400x780x60	50000	41596	332	80+	4000	14,50
Sky A LED2x5200 E096 T840 NAR	1400x286x65	50000	10399	83	80+	4000	7,00
Sky A LED3x5200 E137 T840 NAR	1400x393x65	50000	15598	124	80+	4000	8,50
Sky A LED4x5200 E097 T840 NAR	1400x500x65	50000	20798	166	80+	4000	9,00
Sky A LED2x5200 E096 T840 MID SPORT	1400x236x68	50000	9543	83	80+	4000	7,00
Sky A LED3x5200 E137 T840 MID SPORT	1400x293x68	50000	14314	124	80+	4000	8,50
Sky A LED4x5200 E097 T840 MID SPORT	1400x350x68	50000	19085	166	80+	4000	9,00

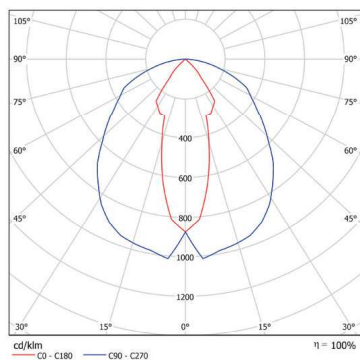
* Tolerance range for optical and electrical data: $\pm 10\%$

Higher output versions available on request

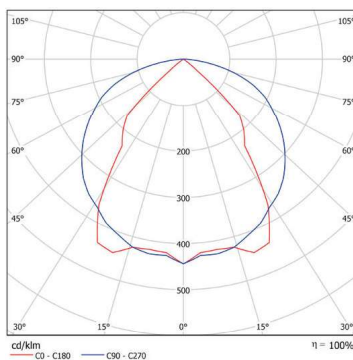
Options available on request:

DALI	– DALI driver	NAR	– Narrow beam reflector
SDIM	– Switch-control/dimming	SPORT	– White powder coated protective grid
COR	– Corridor function (never OFF)	HBPIR	– PIR sensor for high ceiling applications (<12 meters)
COR1min	– Corridor function (switch OFF after 1 minute)	HBPIR&LIGHT	– PIR & LIGHT sensor for high ceiling applications (<12 meters)
COR30min	– Corridor function (switch OFF after 30 minutes)	HBPIRCOLD	– PIR sensor for cold storage (<12 meters)
5TB	– 5 way terminal block with two holes (for in and out going cable)	HBPIRCOLD&LIGHT	– PIR & LIGHT sensor for cold storage (<12 meters)
EMG	– Emergency version 1 hour	T830	– Colour temperature 3000K
EM3	– Emergency version 3 hours	T840	– Colour temperature 4000K
MID	– Middle beam reflector		
WID	– Wide beam reflector		

SKY A LED3X5200 E137 T840 NAR



SKY A LED3X5200 E137 T840 MID



SKY A LED3X5200 E137 T840 WID

